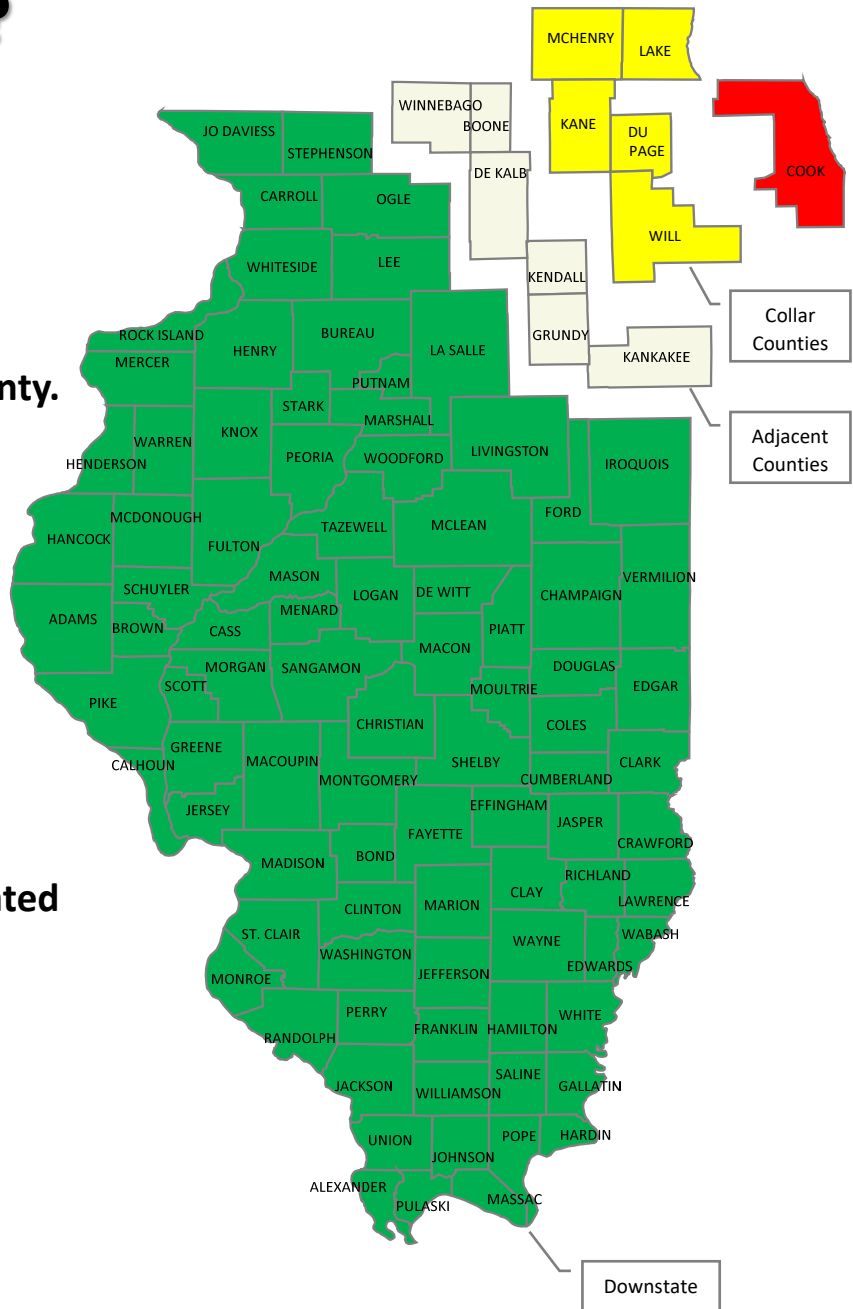


# Where are Tax Increment Financing (TIF) Districts in Illinois?

**1,401 TIF Districts  
in 97 Counties (2020)**

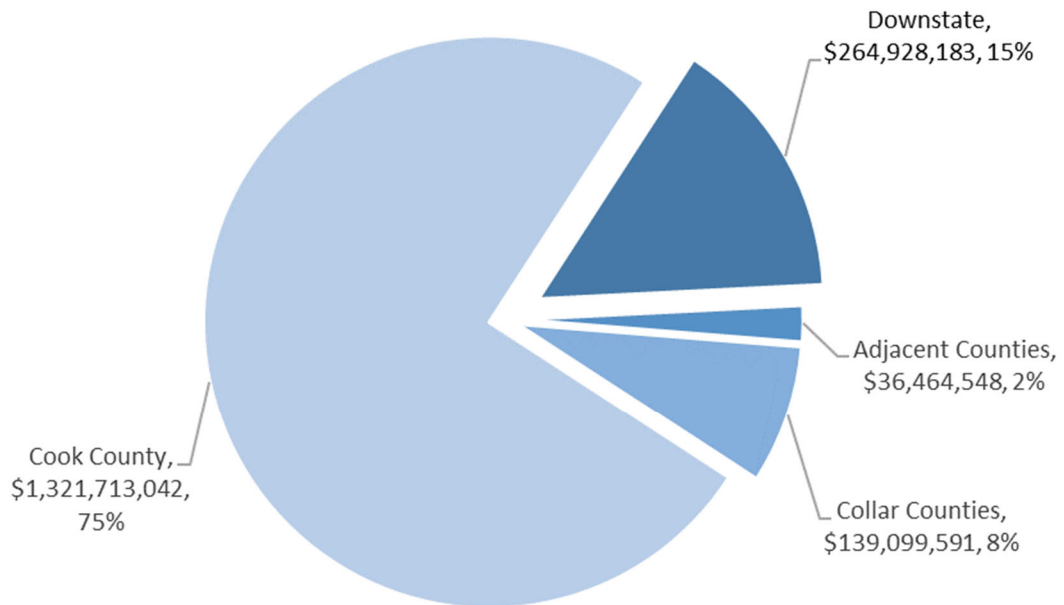
- **425 (30%) of TIF Districts located within 94 municipalities in Cook County.**
- **188 (14%) of TIF Districts located within 80 municipalities in 5 Collar Counties.**
- **59 (4%) of TIF Districts located within 29 municipalities in 6 Downstate Adjacent Counties.**
- **729 (52%) of TIF Districts located within 328 municipalities in 85 Downstate Counties.**



**Notes**  
 Data Source: Illinois Department of Revenue, Table 14A – Tax Increment Financing (TIF) Districts (re: municipalities reporting real estate tax increment during FY2021 / tax Year 2019 for real estate taxes payable in 2020).  
 Data Source: U.S. Bureau of the Census – 2020.  
 Summary analysis compiled by The Economic Development Group, Ltd., 1701 Clearwater Ave., Bloomington, Illinois ([www.tifillinois.com](http://www.tifillinois.com)).

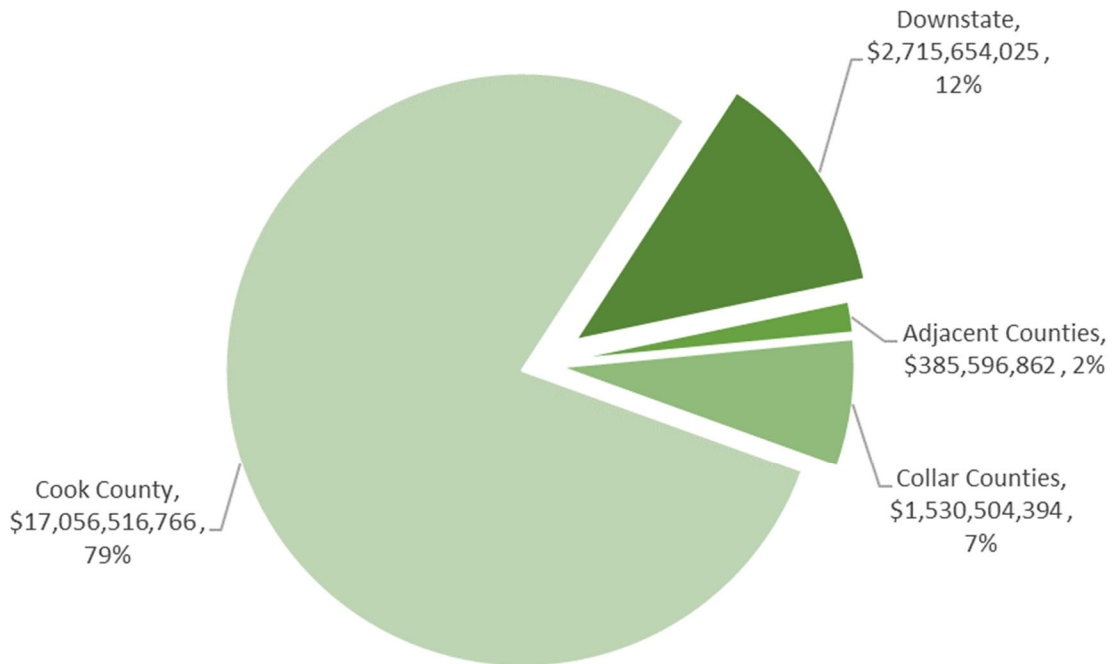
### Total TIF Real Estate Tax Increment Generated In Illinois

Tax Year 2019 Payable 2020



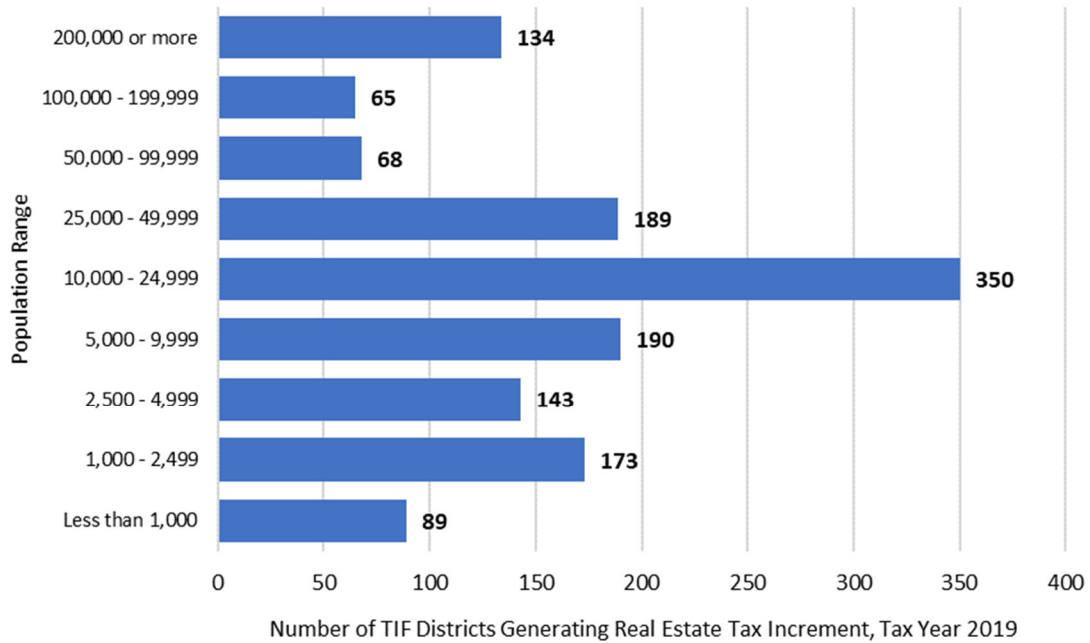
### Total TIF Incremental Equalized Assessed Value in Illinois

Tax Year 2019

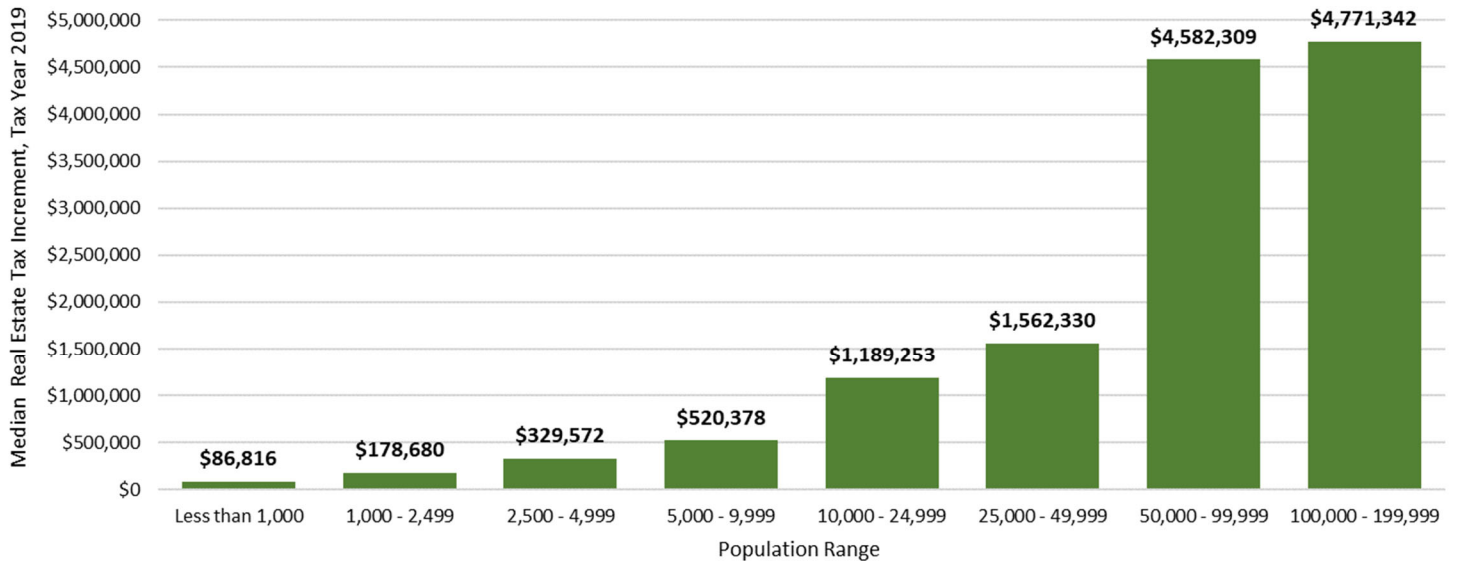


**Notes**  
Data Source: Illinois Department of Revenue, Table 14A – Tax Increment Financing (TIF) Districts (re: municipalities reporting real estate tax increment during FY2021 / tax Year 2019 for real estate taxes payable in 2020).  
Data Source: U.S. Bureau of the Census – 2020.  
Summary analysis compiled by The Economic Development Group, Ltd., 1701 Clearwater Ave., Bloomington, Illinois ([www.tifillinois.com](http://www.tifillinois.com)).

**Distribution of 1,401 TIF Districts in Illinois**  
by Municipal Population Range in 2020



**Annual Median Real Estate Tax Increment Generated**  
by Municipal Population Range in 2020  
(Municipalities Under 200,000 Population)



**Notes**  
 Data Source: Illinois Department of Revenue, Table 14A – Tax Increment Financing (TIF) Districts (re: municipalities reporting real estate tax increment during FY2021 / tax Year 2019 for real estate taxes payable in 2020).  
 Data Source: U.S. Bureau of the Census – 2020.  
 Summary analysis compiled by The Economic Development Group, Ltd., 1701 Clearwater Ave., Bloomington, Illinois ([www.tifillinois.com](http://www.tifillinois.com)).